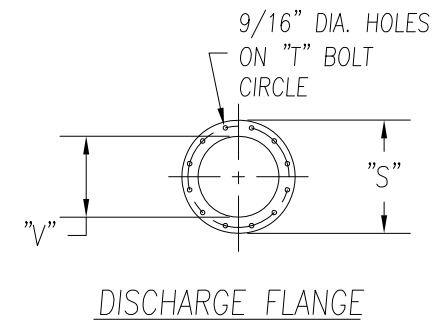
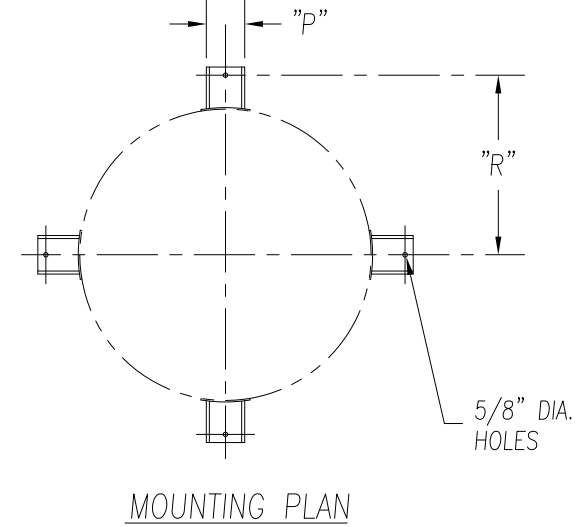
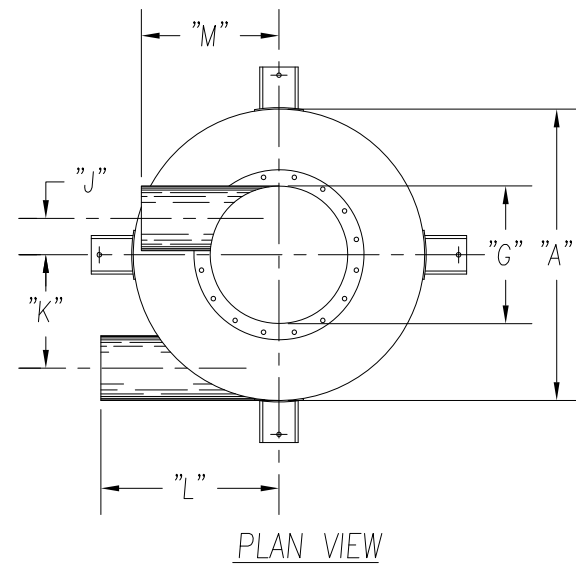
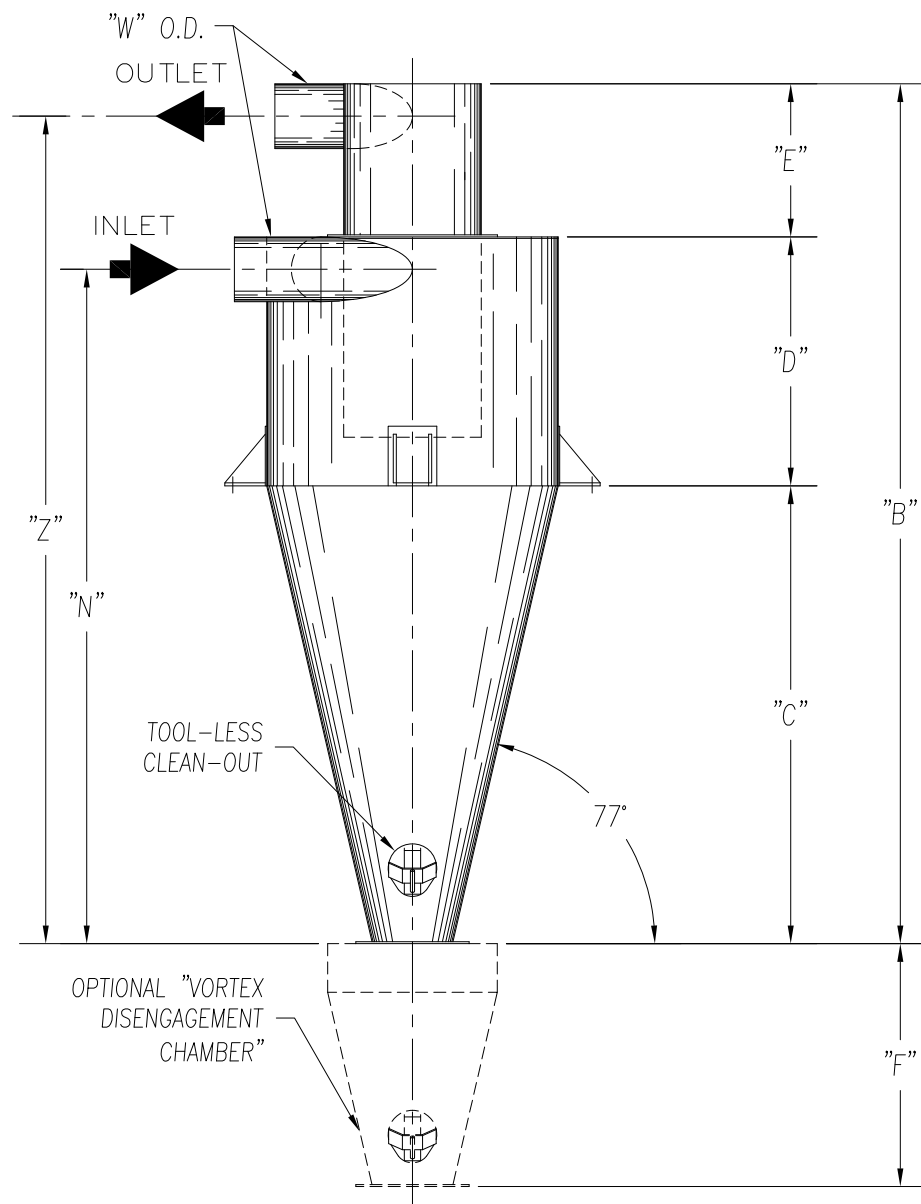


CAMCORP MODELS SE13 TO SE68

MODEL NUMBER	CFM RANGE	DIMENSIONS (INCHES)																												EST. INSTALLED WT.					
		A	B	C	D	E	F	G	J1	J2	J3	J4	K1	K2	K3	K4	L	M	N1	N2	N3	N4	P	S	T	V	W1	W2	W3		W4	Z1	Z2	Z3	Z4
SE13	120-300	13	34	15 1/2	10	8 1/2	12	6	2	1 1/2			5 1/2	5			9 1/2	7	24 1/2	24			4	11 1/4	9 1/2	6	2	3			33	32 1/2			81
SE17	200-525	17	47	24	12	11	12	8	2 1/2	2	1 1/2		7	6 1/2	6		11 1/2	8	24 1/2	24	23 1/2		4	11 1/4	9 1/2	6	3	4	5		45 1/2	45	44 1/2		147
SE21	300-750	21	57	23 1/2	17	11 1/2	16	10	3	2 1/2			8 1/2	8			13 1/2	9	38 1/2	38			4	12 1/2	11	8	4	5		55	54 1/2			215	
SE30	550-1,500	30	84 1/2	43 1/2	25	16	18	14	4 1/2	4	3		12 1/2	12	11		18	12	66	65 1/2	64 1/2		4	14 1/2	12 5/8	10	5	6	8		82	81 1/2	80 1/2		397
SE36	850-2,250	36	106 1/2	59 1/2	31	19	18	17	5 1/2	4 1/2	3 1/2		15	14	13		21	14	87 1/2	86 1/2	85 1/2		4	14 1/2	12 5/8	10	6	8	10		103 1/2	102 1/2	101 1/2		582
SE42	1,250-3,000	42	127	69 1/2	36	22	18	20	7	6	5		18	17	16		24	16	102 1/2	101 1/2	100 1/2		4	14 1/2	12 5/8	10	6	8	10		124	123	122		773
SE51	1,800-4,500	51	156	89	42	25	20	24	7	6	5		20 1/2	19 1/2	18 1/2		28	18	126	125	124		6	14 1/2	12 5/8	10	10	12	14		151	150	149		1,129
SE60	2,400-6,000	60	186	108 1/2	49	29	20	28	8	7	6		24	23	22		33	20	151 1/2	150 1/2	149 1/2		6	14 1/2	12 5/8	10	12	14	16		180	179	178		1,517
SE68	3,150-8,000	68	216	126	57	33 1/2	20	32	9	8	7	6	27	26	25	24	37	22	176	175	174	173	6	14 1/2	12 5/8	10	14	16	18	20	209	208	207	206	1,658



"SE" SERIES CYCLONE MODELS SE13 TO SE68

STANDARD FEATURES

1. ALL WELDED 12GA. OR 10GA. CONSTRUCTION
2. TOOL-LESS CLEAN-OUT PORT
3. MATERIAL: CARBON STEEL, STAINLESS STEEL, ALUMINUM
4. PAINT: STANDARD IS WHITE OR ENVIROGREEN INDUSTRIAL ENAMEL

OPTIONAL FEATURES

1. VORTEX DISENGAGEMENT CHAMBER
2. STRUCTURAL SUPPORTS
3. FLANGED INLET AND OUTLET
4. FLANGED CONSTRUCTION
5. WEAR LINER

CAMCORP
 9732 PFLUMM, LENEXA, KS 66215 PHONE: 913-831-0740 • FAX: 913-831-9271

TITLE: "SE" SERIES CYCLONE MODELS SE13 TO SE68

DATE: 07/28/99	DRN BY: DOTY	DWG. NO.: CYCLONE-SE	P.S.: 24-00	REV.:
----------------	--------------	----------------------	-------------	-------